

L.S. RAHEJA SCHOOL OF ARCHITECTURE










Raheja Educational Complex, Kher Nagar, Bandra (East), Mumbai - 400 051.








F.Y.B.Arch-Academic Session 2025-26






Study Tour:- Rajasthan (9th FEB '26 -20th FEB '26)

Accompanying Faculty Names

1	Ar. Aditya Ikhe
2	Ar. Charvi Kamat
3	Ar. Anushka Sanas
4	Ar. Deepa Desai
5	Ar. Chaitanya K.
5	Ar. Sachin Prabhu.

Day	Date	Place of Visit / Activity	Description	Image
1	9 Feb 26	Mumbai to Jaipur Jn. 09706- BDTS JP SF SPL (Departure at 14:40 P.M.)	Departure from Mumbai	
2	10 Feb 26	Check In to Hotel 7 Apple, Jaipur	Arrival to Jaipur at 9:00 A.M. and transfer via bus to hotel	
		Jal Mahal, Jaipur	After freshening up, visited Jal Mahal , observing its water-based architecture and symmetry within Man Sagar Lake. Later visited the City Palace and Hawa Mahal under a tour guide's guidance. Explored Chandra Mahal, Mubarak Mahal, Pritam Niwas Chowk, Diwan-i-Aam, and Diwan-i-Khas, noting Rajput-Mughal architectural elements and spatial planning. Students were then allowed to explore the local market independently. Returned to the hotel and concluded the day with dinner.	
		City Palace, Jaipur		
		Hawa Mahal, Jaipur		
3	11 Feb 26	Amber Fort, Jaipur	Post breakfast, Students travelled by jeep to Amber Fort , a hilltop fort showcasing Rajput-Mughal architecture, massive fortification walls, courtyards, and intricate detailing in red sandstone and marble. Explored Sheesh Mahal (mirror work), Diwan-e-Aam, Sukh Niwas (traditional cooling system), Shila Devi Temple, and viewed Maota Lake, which enhances the fort's planning and aesthetics. Post lunch, students visited Hathi Gaon (Elephant Village), a planned settlement designed by Rahul Mehrotra , for elephants and their caretakers, observing its organised layout and courtyard-based housing units. Explored Jawahar Kala Kendra , designed by Charles Correa , based on the Navagraha concept and Vastu Shastra, and visited the Contemporary Art Gallery. In the evening, students visited Bapu Bazaar for shopping and street food, and were given free time before regrouping. Returned to the hotel and had dinner	
		Hathi Gaon, Jaipur		
		Jawahar Kala Kendra, Jaipur		
4	12 Feb 26	Travel to Kurja Resort	The day began early at 5:00 AM, travelling by bus from Jaipur to Khichan, our documentation site (approximately 9 hours away). Breakfast bags were provided to save time during the journey. Upon arrival, we checked in at Kurja Resort and had lunch. Faculty members visited the documentation site for a recce, studying the site context, settlement pattern, built forms, and architectural features. After returning, teachers reviewed the students' sketch work and provided feedback. Dinner was served, followed by a gathering in the lawn area where faculty briefed students about the next day's documentation process, including measurement techniques, sketching methods, and task allocation.	

4	13 Feb 26	<p>Khichan Documentation</p>	<p>After breakfast, we travelled to Khichan, documentation site and studied the settlement's traditional havelis, street hierarchy, courtyards, facade elements, chowks, and local construction materials.</p> <p>Students were divided into groups such as Haveli Study, Street Character, Measured Drawings, Architectural Details, Mapping & Layout, Research & History, and Photography, under faculty guidance.</p> <p>After lunch at the resort, we returned to the site and continued documentation with greater clarity and coordination.</p> <p>Before sunset, we gathered at Khichan Kot for a group photograph and later interacted with one of the village's senior teachers, who explained the history, planning evolution, and cultural significance of the settlement.</p> <p>We also visited a sacred temple believed to protect the village and sought blessings for our documentation work.</p> <p>In the evening, students completed pending tasks, followed by detailed faculty review sessions that continued till late night to ensure accuracy and clarity in documentation.</p>	 
5	14 Feb 26	<p>Khichan Documentation</p>	<p>The day began with breakfast, followed by a visit to the documentation site to continue a detailed study of the settlement. Students worked in their respective groups on finalizing measured drawings, refining plans and elevations, detailing facade elements, documenting joinery, materials, proportions, and spatial organization of havelis and streets.</p> <p>Faculty members guided each group on corrections, scale, labeling, and presentation methods to ensure proper architectural documentation standards.</p> <p>After lunch at the resort, students returned to the site to complete pending drawings and cross-check dimensions.</p> <p>In the evening, students organized their sheets, compiled data, and prepared for final documentation outputs.</p> <p>After dinner, students were given time to reflect on the day's work.</p>	 
6	15 Feb 26	<p>Khichan Documentation</p>	<p>The day began with breakfast, followed by continued documentation work at the site.</p> <p>Students focused on refining details, improving measurement accuracy, correcting plans and elevations, and finalizing architectural drawings, paying special attention to ornamental elements, proportions, materials, and construction techniques.</p> <p>Before lunch, students visited a nearby lake to observe the Kurja (Demoiselle Crane) birds, understanding the ecological context of the region.</p> <p>After returning from the site in the evening, students organised their drawings and continued working to properly showcase their documentation for review.</p> <p>Post dinner, the faculty reviewed the work, suggested necessary corrections for the final day, and guided coordination between the Plan, Section, Elevation, Detail, and Research groups to ensure consistency and cross-group learnings</p>	 
7	16 Feb 26	<p>Final day of documentation</p> <p>Arrival in Hotel Madhuram Royale, Jodhpur</p>	<p>The final day of documentation began with enthusiasm as we completed the remaining on-site tasks. Students cross-checked measurements, finalised sketches, and captured final photographs of the haveli and surrounding streets to ensure accuracy in documentation.</p> <p>Each group ensured that their plans, sections, elevations, details, and research work were complete and coordinated properly.</p> <p>We gathered near the documented haveli for group photographs, marking the successful completion of our fieldwork.</p> <p>Before leaving, we expressed our heartfelt gratitude to the villagers for their cooperation, support, and valuable information throughout the documentation process.</p> <p>Post lunch, students returned to the resort, packed their belongings, and began their journey to Jodhpur.</p> <p>We reached Jodhpur in the evening, had dinner, and concluded the day, marking the end of our documentation phase.</p>	
8		<p>Mehrangarh Fort</p>	<p>Post breakfast, we visited Mehrangarh Fort, built by Rao Jodha. The massive red sandstone fort rising above the Blue City represents a unique Rajasthani military architecture, with its thick defensive walls</p>	

	17 Feb 26	<p>Jaswant Thada</p> <p>strong Rajput military architecture, with its thick defensive walls, sequential courtyards, and intricately carved jharokhas reflecting both strength and detailed craftsmanship.</p> <p>We then explored Jaswant Thada, built by Maharaja Sardar Singh in memory of Maharaja Jaswant Singh II. It functions as the royal crematorium of the Marwar rulers, holding cultural and spiritual importance as a space of remembrance. The use of white marble, delicate jaali work, and domes creates a calm and sacred atmosphere, beautifully contrasting the grandeur of the fort.</p>	
		<p>Mandore Gardens</p> <p>After returning for lunch, we visited Mandore Gardens, where the red sandstone cenotaphs and landscaped surroundings highlighted the connection between architecture and nature. We came back in the evening and had dinner, concluding a day of learning and exploration</p>	
9	18 Feb 26	<p>Rao Jodha Desert Rock Park</p> <p>Landscape Study & Cultural Experience in Jodhpur</p> <p>The day began with breakfast at the hotel, after which we visited Rao Jodha Desert Rock Park, located near Mehrangarh Fort. The park is an ecological restoration project that showcases the native desert flora of the region. As architecture students, we observed how the natural rock formations, pathways, and minimal interventions blended harmoniously with the landscape, highlighting sustainable design and environmental sensitivity.</p> <p>Students returned to the hotel for lunch and a short rest. In the afternoon, we visited Sardar Market, the vibrant local market of Jodhpur near the Clock Tower. Students were given free time to explore and shop, experiencing the lively streets, traditional handicrafts, textiles, and local culture.</p> <p>DJ night was arranged for the students.</p>	 
10	19 Feb 26	<p>Umaid Bhawan Palace, Jodhpur</p> <p>Post breakfast at the hotel, students visited Umaid Bhawan Palace, one of the grandest palaces in India. Built by Maharaja Umaid Singh, the palace is an architectural blend of Rajput and Art Deco styles. We observed its monumental scale, symmetry, use of sandstone, and the balance between royal residence, museum, and hotel functions.</p>	
		<p>Sardar Market</p> <p>After the visit, we returned to the hotel for lunch, packed our luggage, and boarded the bus. Before leaving the city, students were taken to Sardar Market to buy sweets and souvenirs for their families, enjoying the lively local atmosphere.</p>	
11	19 Feb 26	<p>Train Journey from BGKT to Dadar, Mumbai - BGKT to Dadar Mumbai (20483 - BGKT DDR SF EXP)</p> <p>Later, we reached Bhagat Ki Kothi railway station, where students boarded the train for the return journey. Students were served pizzas and burgers for dinner on the train.</p>	
12	20 Feb 26	<p>Arrival at Dadar, Mumbai, at 12:50 P.M.</p>	

